

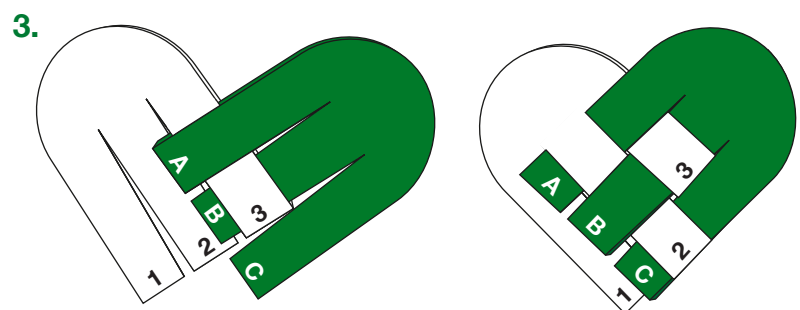
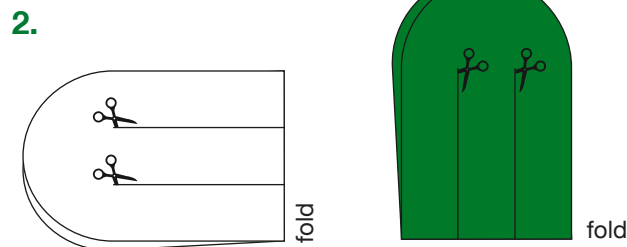
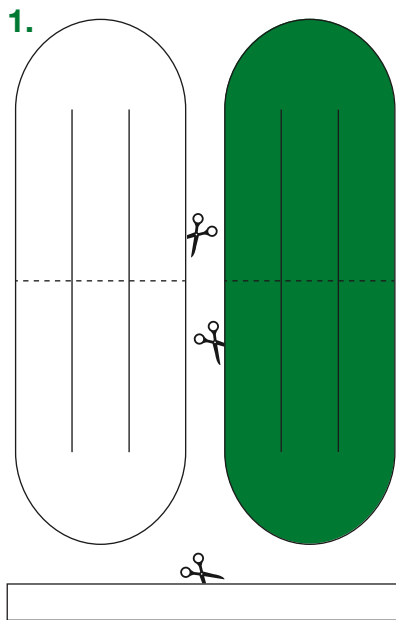


Woven paper heart




Instructions:

1. Print the sheet and cut out the shape from the three templates.
2. Fold each half at the fold line, and cut the two strips along the lines.
3. Thread strip 3 through strip A, then strip B through strip 3.
4. Place the handle as shown and glue it on to the heart.
5. Finished! Fill it with Christmas candy and put it in your Christmas tree.



Multicopy

The Paper



fold

